




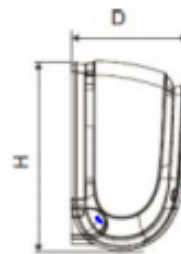
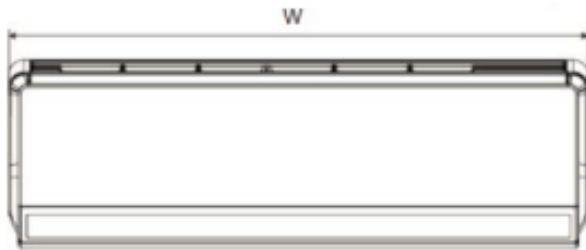


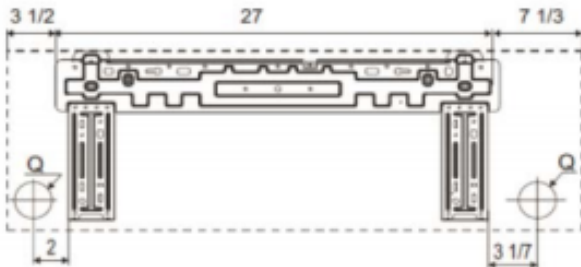
Submittal Data: GWH18UC-D3DNA4C		18,000 U-Crown BTU/H Wall Mounted Heat Pump
Job Name	Location	Date
Purchaser	Engineer	
Submitted to:	For <input type="checkbox"/> Reference <input type="checkbox"/> Approval <input type="checkbox"/> Construction	
Unit Designation	Schedule No.	
GENERAL FEATURES -Compact and Quiet Design -High Efficiency DC Inverter Technology -Wireless Remote with LCD Display -Comfortable Sleep Mode -Intelligent Defrost -Able to Cool at Low Temperature of -18°C (0 ℉) -Able to Heat at Low Temperature of -30 °C (-22 ℉) -All models are with electric heater band		
System Ratings	Indoor Unit Data	
Cooling Rated Capacity 18,000 BTU/H Capacity Range 4,435-20,470 BTU/H Power Input (Max) 2,400 W SEER 21 EER 12,16	Airflow Cooling Wet (Lo/Hi) 325/530 CFM Heating Dry (Lo/Hi) 325/530 CFM	
Heating at 47° F Rated Capacity 19,000 BTU/H Capacity Range 3,755-24,565 BTU/H Power Input (Max) 2,500 W HSPF 10 COP 10,56	Sound Pressure Level Cooling (Lo/Hi) 29-49 dB (A) Heating (Lo/Hi) 29-49 dB (A)	
	Dimensions & Weights Unit Dimensions (WxHxD) 37,8×12,6×8 – in Weight (Net/Shipping) 30,9/37,5 lbs	
	Outdoor Unit Data	
	Compressor DC Inverter Driven Rotary Refrigerant Type R410A	
	Sound Pressure Cooling 55 db(A) Heating 55 db(A)	
	Dimensions & Weights Unit Dimensions (WxHxD) 38,6×31,5×16,8 - in Weight (Net/Shipping) 141,1/152,1 lbs	
Operating Range Cooling (Max) (46 C) (Min) (-18 C) Heating (Max) (24 C) (Min) (-30 C)	Refrigerant Piping Data Gas Pipe Size (OD) 5/8-in Liquid Pipe Size (OD) 1/4-in Connection Method Flared MAX Refrigerant Pipe Length 49,2-ft MIN Refrigerant Pipe Length 10-ft MAX Refrigerant Pipe Height Difference 32,8-ft	
Power Supply Normal Operational Voltage 230 V, 1 Phase, 60 Hz Voltage Range 187-253 V Main Power Wire Size 14/2 AWG Interconnecting Cable Wire Size 14-4 AWG MCA 15 A MOCP/Breaker Size 25 A		
   		

INDOOR UNIT DIMENSIONS

Units: inch



Dimensions	
W	37.8
H	12.6
D	8.0

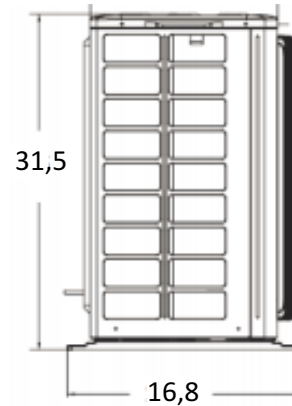
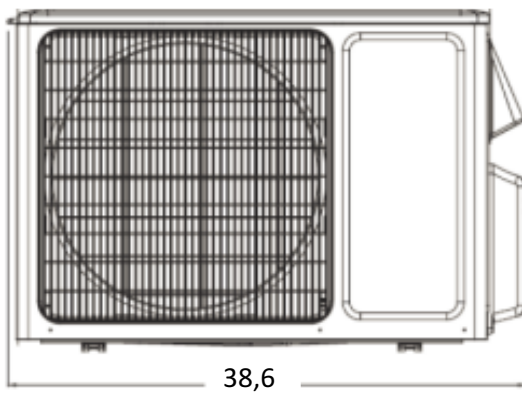


Weight (Net/Shipping) 31/37 LBS

Liquid Line Valve	1/4-in OD Flared
Gas Line Valve	5/8-in OD Flared
Drain Connector	5/8-in OD

OUTDOOR UNIT DIMENSIONS

Units: inch



Liquid Line Valve	1/4-in OD Flared
Gas Line Valve	5/8-in OD Flared

Weight (Net/Shipping) 141,1/152,1 lbs.