

Submittal Data: GWH18QD-D3DNA1G<LCLH> 18,000 BTU/H LOMO 23 Wall Mounted Heat Pump

Job Name: _____ Location: _____ Date: _____

Purchaser: _____ Engineer: _____

Submitted to: _____ For: Reference Approval Construction

Unit Designation: _____ Schedule No.: _____

GENERAL FEATURES
 -Compact and Quiet Design
 -High Efficiency DC Inverter Technology
 -Wireless Remote with LCD Display
 -Comfortable Sleep Mode
 -Intelligent Defrost
 -Able to Cool at Low Temperature of -18°C (0 ℉)
 -Able to Heat at Low Temperature of -25 °C (-13 ℉)
 -All models are with electric heater band



System Ratings

Cooling	
Rated Capacity	18,000 BTU/H
Capacity Range	7,165-20,001 BTU/H
Power Input	1500 W
SEER	20
EER	12.5

Heating at 47° F	
Rated Capacity	19,800 BTU/H
Capacity Range	7,336-23,498 BTU/H
Power Input	1,730 W
HSPF	10
COP	11.45

Operating Range	
Cooling	(Max) (46 C)
	(Min) (-18 C)
Heating	(Max) (24 C)
	(Min) (-25 C)

Power Supply	
Normal Operational Voltage	220 V, 1 Phase, 60 Hz
Voltage Range	187-253 V
Rated Current	11.54 A
MCA	16 A
MOCP/Breaker Size	25 A

Indoor Unit Data

Fan Motor	Fan Type	Cross-Flow
	Output Power	60 W
Sound Level		
	Sound Pressure Level	35-47 dB (A)
	Sound Power Level	45-57 dB (A)
Dimensions & Weights		
	Unit Dimensions (LxHxD)	38.19×11.81×8.82-in
	Weight (Net/Shipping)	27.6/34.2 lbs

Outdoor Unit Data

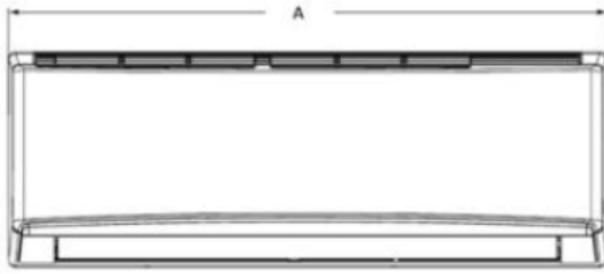
Compressor Type	Rotary	
Refrigerant Type	R410A	
Fan Motor	Output Power	60 W
	Fan Motor Speed	750 rpm
Sound Level		
	Sound Pressure Level	55 db(A)
	Sound Power Level	65 db(A)
Dimensions & Weights		
	Unit Dimensions (LxHxD)	37.60×27.56×15.59-in
	Weight (Net/Shipping)	113.6/123.5 lbs

Refrigerant Piping Data	
Gas Pipe Size (OD)	1/2-in
Liquid Pipe Size (OD)	1/4-in
Connection Method	Flared
MAX Refrigerant Pipe Length	82.0-ft
MAX Refrigerant Pipe Height	32.8-ft

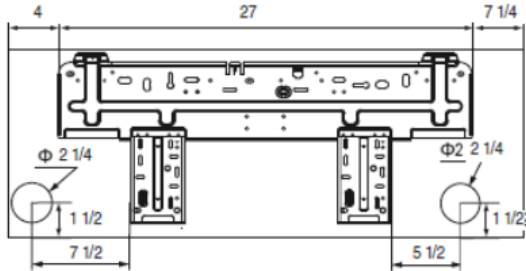
INDOOR UNIT DIMENSIONS

Units: inch

Model No: GWH18QD-D3DNA1G<LCLH>/I



Dimensions	
A	38.2
B	11.8
C	8.8



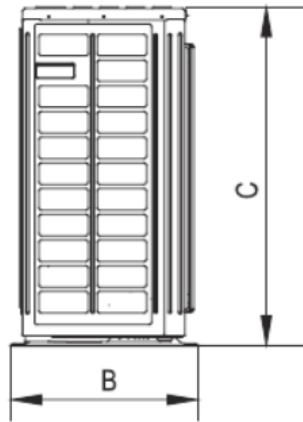
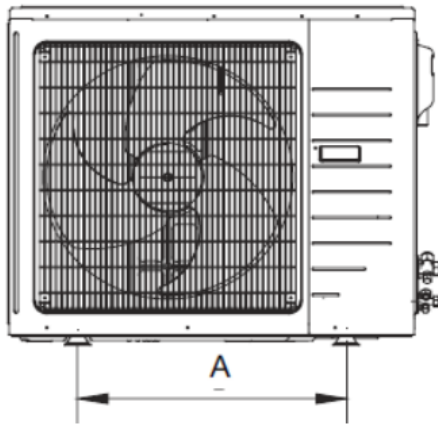
Weight (Net/Gross) 28.7/35.3 lbs

Liquid Line Valve	1/4-in OD Flared
Gas Line Valve	5/8-in OD Flared
Drain Connector	5/8-in OD

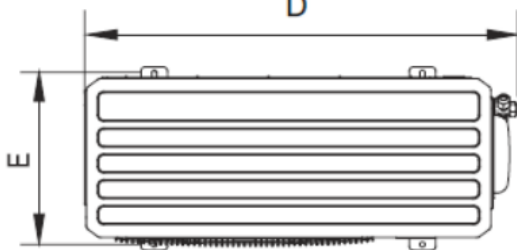
OUTDOOR UNIT DIMENSIONS

Units: inch

Model No: GWH18QD-D3DNA1G<LCLH>/O



Dimensions	
A	22.0
B	15.6
C	27.6
D	37.6
E	14.3



Weight (Net/Gross) 115.0/125.0 lbs

Liquid Line Valve	1/4-in OD Flared
Gas Line Valve	5/8-in OD Flared