

Submittal Data: GWH09QC-D3DNA1D<LCLH> 9,000 BTU/H LOMO 23 Wall Mounted Heat Pump

Job Name: _____ Location: _____ Date: _____

Purchaser: _____ Engineer: _____

Submitted to: _____ For: Reference Approval Construction

Unit Designation: _____ Schedule No.: _____

GENERAL FEATURES
 -Compact and Quiet Design
 -High Efficiency DC Inverter Technology
 -Wireless Remote with LCD Display
 -Comfortable Sleep Mode
 -Intelligent Defrost
 -Able to Cool at Low Temperature of -18°C (0 ℉)
 -Able to Heat at Low Temperature of -25 °C (-13 ℉)
 -All models are with electric heater band



System Ratings

Cooling	
Rated Capacity	9,000 BTU/H
Capacity Range	3,100-9,600 BTU/H
Power Input	630 W
SEER	23
EER	14.29

Heating at 47° F	
Rated Capacity	11,000 BTU/H
Capacity Range	1,911-12,000 BTU/H
Power Input	1,020 W
HSPF	10.5
COP	10.78

Operating Range		
Cooling	(Max)	(46 C)
	(Min)	(-18 C)
Heating	(Max)	(24 C)
	(Min)	(-25 C)

Power Supply	
Normal Operational Voltage	220 V, 1 Phase, 60 Hz
Voltage Range	187-253 V
Rated Current	5.8 A
MCA	9 A
MOCP/Breaker Size	15 A

Indoor Unit Data

Fan Motor	Fan Type	Cross-Flow
	Output Power	20 W
Sound Level		
	Sound Pressure Level	29-43 dB (A)
	Sound Power Level	39-53 dB (A)
Dimensions & Weights		
	Unit Dimensions (LxHxD)	33.27×11.38×8.23-in
	Weight (Net/Shipping)	22/26.5 lbs

Outdoor Unit Data

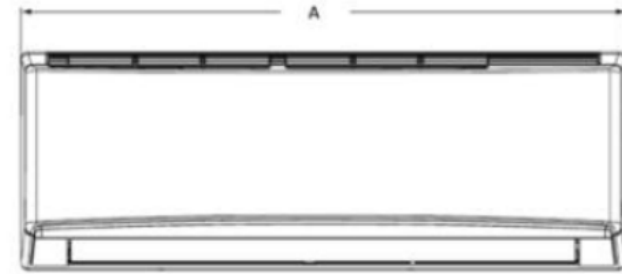
Compressor Type	Swing	
Refrigerant Type	R410A	
Fan Motor	Output Power	30 W
	Fan Motor Speed	900 rpm
Sound Level		
	Sound Pressure Level	53 db(A)
	Sound Power Level	63 db(A)
Dimensions & Weights		
	Unit Dimensions (LxHxD)	33.39×21.26×12.60-in
	Weight (Net/Shipping)	78.3/83.8 lbs

Refrigerant Piping Data		
	Gas Pipe Size (OD)	3/8-in
	Liquid Pipe Size (OD)	1/4-in
	Connection Method	Flared
	MAX Refrigerant Pipe Length	49.2-ft
	MAX Refrigerant Pipe Height	32.8-ft

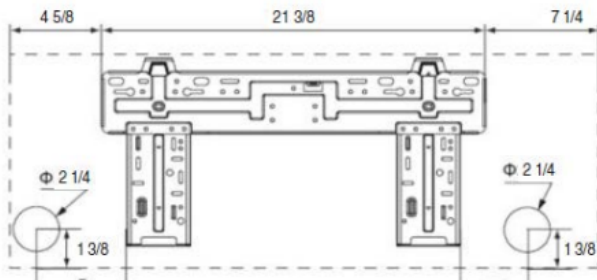
INDOOR UNIT DIMENSIONS

Model No: GWH09QC-D3DNA1D<LCLH>/I

Units: inch



Dimensions	
A	33.4
B	11.4
C	8.2



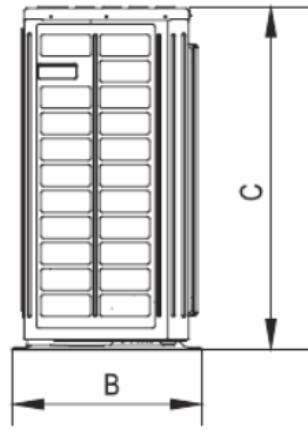
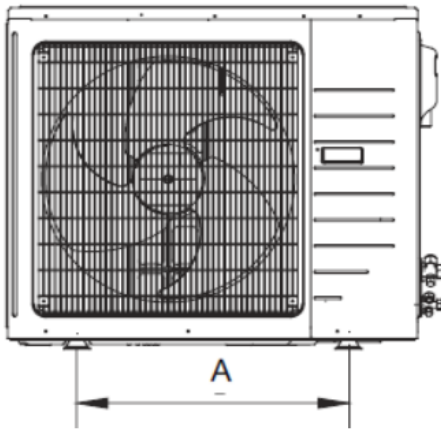
Weight (Net/Gross) 22.1/26.5 lbs

Liquid Line Valve	1/4-in OD Flared
Gas Line Valve	3/8-in OD Flared
Drain Connector	5/8-in OD

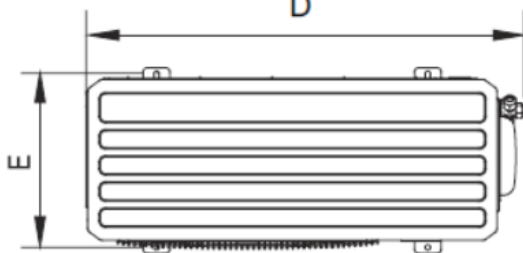
OUTDOOR UNIT DIMENSIONS

Model No: GWH09QC-D3DNA1D<LCLH>/O

Units: inch



Dimensions	
A	21.3
B	12.6
C	21.3
D	33.4
E	11.3



Weight (Net/Gross) 78.0/84.0 lbs

Liquid Line Valve	1/4-in OD Flared
Gas Line Valve	3/8-in OD Flared