





<b>Submittal Data: GWH12UB-D3DNA1A/I</b>		12,000 BTU/H U-Cool Indoor Unit Heat Pump
Job Name	Location	Date
Purchaser	Engineer	
Submitted to:	For <input type="checkbox"/> Reference <input type="checkbox"/> Approval <input type="checkbox"/> Construction	
Unit Designation	Schedule No.	
<b>GENERAL FEATURES</b> -159 mm Slim Body - 26 dB Quiet Design		
<b>Specifications</b>		<b>Indoor Unit Data</b>
<b>Fan Specifications</b> Fan Type Fan Motor Cooling Speed (Min-Max) Fan Motor Heating Speed (Min-Max) Output of Fan Motor Fan Motor RLA		Pipe Diameter Coil Length (L x D x W) <b>Sound Pressure</b> Cooling (Min-Max) Heating (Min-Max) <b>Dimensions &amp; Weights</b> Unit Dimensions (LxHxD)  Weight (Net/Shipping)
	Cross-flow 700-1,400 r/min 900-1,400 r/min 20 W 0,2 A	7 mm 670 x 25,4 x 324 mm 26-42 dB (A) 26-42 dB (A) 35,28 x 12,60 x 6,26 in 896 x 320 x 159 mm  25,4/32,0 LBS
  		

### 3. Construction Views

#### 3.1 Indoor Unit

Take A1 panel for example

